



Dynamics NAV 2013 offers an amazing out of the box integration by publishing web services: simply choose what data an external application can read, create, modify.. This is a great way to connect other systems to the ERP. However, experience shows that importing complex data, e.g. relating to several tables in one transaction, such as sales or purchase documents, it is easier to interact with XMLPort.

This solutions extends the reach of how NAV handles integration out of the box. It offers import for the most used integration points, e.g. sales and purchase documents as well as general ledger entries. Full tracking, from source data to posted documents and entries is maintained. Additional business logic, such as posting of documents is supported. The solution accepts several connection methods: web service interaction with XMLPort, webservice XML formatted string as well as traditional file import running periodically on a scheduler.

Do not reinvent the wheel and only add the final touch that makes your business special.



Uploader for Microsoft Dynamics NAV

Call 03 95025577 or visit www.matchbs.com for a free demonstration



Edit - Upload Entries

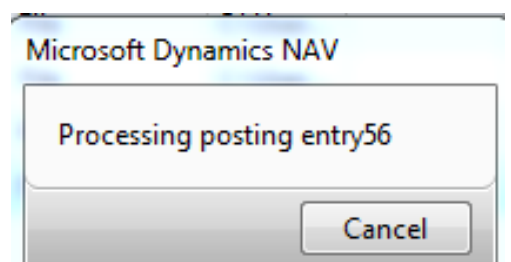
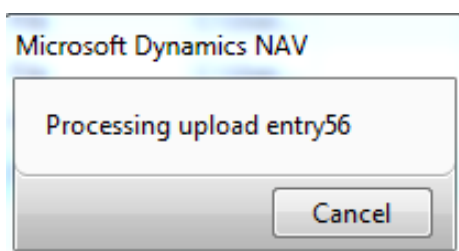
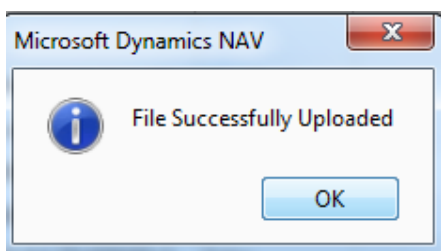
Home Actions

New View List Edit List Delete Import File Export File Process and Post Process Post Set-up Schedule Load Files Schedule Process and Post entries Schedule Process entries Schedule Post entries Show as List Show as Chart OneNote

Upload Entries

Sorting: Entry No.

Entry No.	File Imported	Status	Unique ID	Sco...	Des...	Date Created	Date Processed	Origin	Filena...	Error Descript...	Number Posted Invoices	Number Posted Credit Notes	Number Sales Header
48		Success	{4096a2fa...	Sales		22/12/2012 11:38:19....	22/12/2012 ...	File	C:\User...		0	1	0
49		Success	{076872cd...	Sales		22/12/2012 11:56:04....	22/12/2012 ...	File	C:\User...		1	0	0
50		Success	{cff4f7ab-...	Sales		22/12/2012 11:58:04....	22/12/2012 ...	File	C:\User...		0	1	0
51		Success	{aae1ecbc...	Sales		22/12/2012 12:09:49....	22/12/2012 ...	File	C:\User...		0	1	0
52		Doc/Line Cr...	{dad7507...	Sales		22/12/2012 12:19:21....	22/12/2012 ...	File	C:\User...		0	0	1
53		Doc/Line Cr...	{45cecada...	Sales		22/12/2012 12:23:53....	22/12/2012 ...	File	C:\User...		0	0	1
54		Doc/Line Cr...	{5106078b...	Sales		22/12/2012 12:24:25....	22/12/2012 ...	File	C:\User...		0	0	1
55		Doc/Line Cr...	{8d879880...	Sales		22/12/2012 12:25:09....	22/12/2012 ...	File	C:\User...		0	0	1





```

Sales17.xml - Notepad
File Edit Format View Help
<Sales>
<Sale>
<DocType>ORDER</DocType>
<DocNo></DocNo>
<CustomerNo>30000</CustomerNo>
<CustomerName>my customer here</CustomerName>
<CustomerContactName>jerome tagglief</CustomerContactName>
<ExternalDoc>REF010</ExternalDoc>
<OrderDate>23/10/12</OrderDate>
<DueDate>06/11/12</DueDate>
<Location>BLUE</Location>
<Currency>EUR</Currency>
<HeaderDimension1>ADM</HeaderDimension1>
<SalesLines>
<ItemNo>1160</ItemNo>
<Qty>4</Qty>
<UnitPriceExcludingGST>30</UnitPriceExcludingGST>
</SalesLines>
<SalesLines>
<ItemNo>1100</ItemNo>
<UnitPriceExcludingGST>100</UnitPriceExcludingGST>
</SalesLines>
</Sale>
</Sales>

```

Out of the box integration of general ledger, sales and purchase documents for Dynamics NAV 2013

- ◆ SALES AND PURCHASE: ORDERS, QUOTES, INVOICES AND CREDIT NOTES

All the sales and purchase documents are imported by the generic and versatile uploader

- ◆ GENERAL LEDGER ENTRIES

Set-up which document are emailed automatically. You can still send them by batch or individually

- ◆ ONLINE AND BATCH MODE, WEB SERVICE AND FILES

- ◆ FULL TRACABILITY

Attach your conditions of sales on each sales document. Extra files such as item product sheet can also be automatically added into your emails

- ◆ DESIGNED FOR SIMPLICITY AND RELIABILITY

Based on the native XMLPORT and web services embedded in NAV2013.

Does not require any installation on each client or third party software.

- ◆ EASY TO CUSTOMISE AND EXPAND

Add your own business logic to make to perfectly match your business requirements.

Upload Entries ▾

Sorting: Entry No. ▾

Entry No.	Number Posted Invoices	Number Posted Credit Notes	Num... Sales Header	Number Purchase Header		Number GL Entries	F
48	0	1	0	0	0	1	
49	1	0	0	0	0	1	
50	0	1	0	0	0	1	
51	0	1	0	0	0	1	
52	0	0	1	0	0	0	
53	0	0	1	0	0	0	
54	0	0	1	0	0	0	
55	0	0	1	0	0	0	
56	1	0	0	0	0	1	
57	1	0	0	0	0	1	
58	1	0	0	0	0	1	